VISION رؤيـــة 2030
المملكة العربية السعودية
KINGDOM OF SAUDI ARABIA

الرابط الجديد
New Link

"Your Link to Quality "

SOLAR PANELS

Monocrystalline Module

www.newlink.sa

الرابط الجديد
New Link

BACKSHEET MONOCRYSTALLINE MODULE

PRODUCT: TSM-DE21

POWER RANGE: 650 -675W

675W
MAXIMUM POWER OUTPUT

0~+5W
POSITIVE POWER TOLERANCE

21.7%
MAXIMUM EFFICIENCY



High customer value

- Lower LCOE (Levelized Cost Of Energy), reduced BOS (Balance of System) cost, shorter payback time
- Lower first year and annual degradation
- Designed for compatibility with existing mainstream system components

High power up to 675W

- Up to 21.7% module efficiency with high density interconnect technology
- Multi-busbar technology for better light trapping effect, lower series resistance and improved current collection

High reliability

- Minimized micro-cracks with innovative non-destructive cutting technology
- Ensured PID resistance through cell process and module material control
- Resistant to harsh environments such as salt, ammonia, sand, high temperature and high humidity areas
- Mechanical performance up to 5400 Pa positive load and 2400 Pa negative load

High energy yield

- Excellent IAM (Incident Angle Modifier) and low irradiation performance, validated by 3rd party certifications
- The unique design provides optimized energy production under inter-row shading conditions
- Lower temperature coefficient (-0.34%) and operating temperature

Trina Solar's Backsheet Performance Warranty

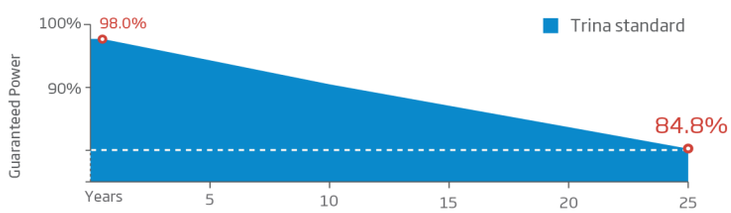

Comprehensive Products and System Certificates

IEC61215/IEC61730/IEC61701/IEC62716/UL61730
ISO 9001: Quality Management System
ISO 14001: Environmental Management System
ISO14064: Greenhouse Gases Emissions Verification
ISO45001: Occupational Health and Safety Management System

الرابط الجديد
New Link
SOLAR PANELS

الرابط الجديد
New Link

BACKSHEET MONOCRYSTALLINE MODULE

DIMENSIONS OF PV MODULE(mm)

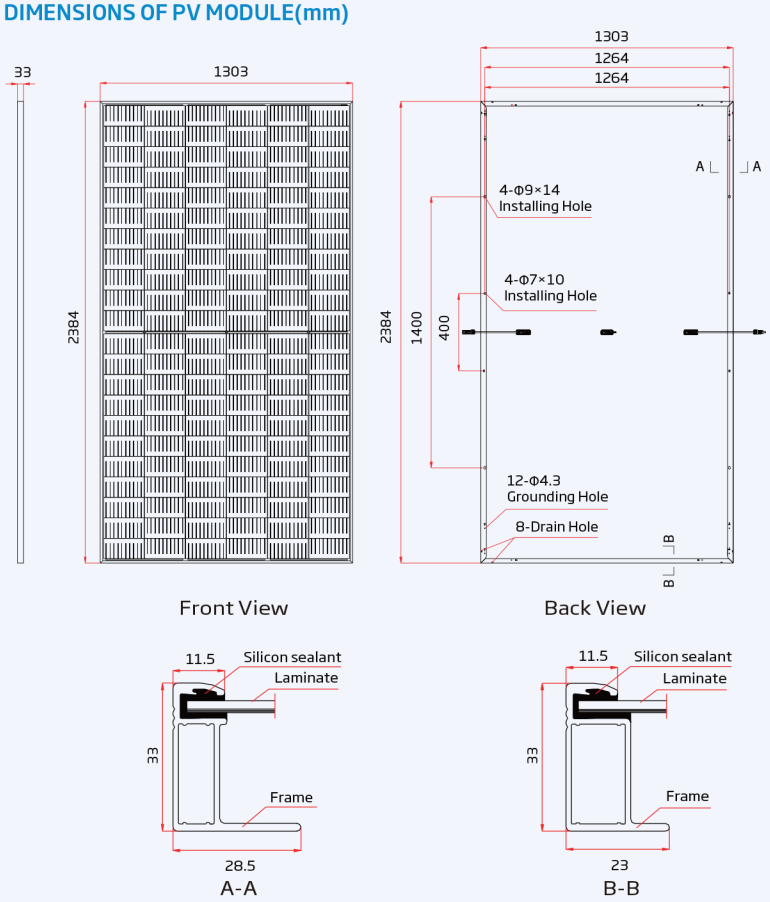

I-V CURVES OF PV MODULE(665 W)

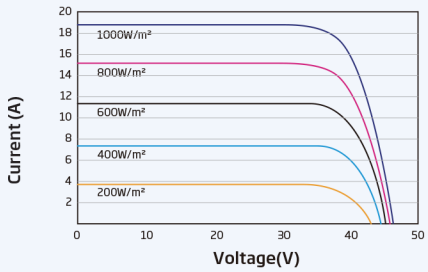

P-V CURVES OF PV MODULE(665W)

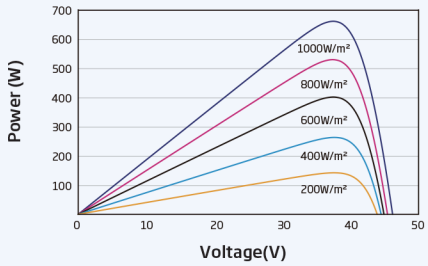

I-V CURVES OF PV MODULE(665 W)

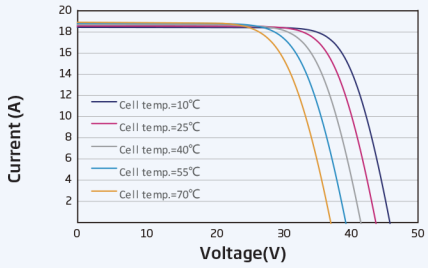

ELECTRICAL DATA (STC)

Peak Power Watts-P_{MAX} (Wp)*	650	655	660	665	670	675
Power Tolerance-P_{MAX} (W)	0 ~ +5					
Maximum Power Voltage-V_{MPP} (V)	37.4	37.6	37.8	38.0	38.2	38.4
Maximum Power Current-I_{MPP} (A)	17.39	17.43	17.47	17.51	17.55	17.58
Open Circuit Voltage-V_{OC} (V)	45.3	45.5	45.7	45.9	46.1	46.3
Short Circuit Current-I_{SC} (A)	18.44	18.48	18.53	18.57	18.62	18.66
Module Efficiency η m (%)	20.9	21.1	21.2	21.4	21.6	21.7

STC: Irrdiance 1000W/m2, Cell Temperature 25°C, Air Mass AM1.5. *Measuring tolerance: ±3%.

ELECTRICAL DATA (NOCT)

Maximum Power-P_{MAX} (Wp)	492	496	500	504	508	511
Maximum Power Voltage-V_{MPP} (V)	34.9	35.1	35.3	35.4	35.6	35.8
Maximum Power Current-I_{MPP} (A)	14.09	14.13	14.17	14.22	14.26	14.29
Open Circuit Voltage-V_{OC} (V)	42.7	42.9	43.0	43.2	43.4	43.6
Short Circuit Current-I_{SC} (A)	14.86	14.89	14.93	14.96	15.01	15.04

NOCT: Irradiance at 800W/m², Ambient Temperature 20°C, Wind Speed 1m/s.

MECHANICAL DATA

Solar Cells	Monocrystalline
No. of cells	132 cells
Module Dimensions	2384×1303×33 mm (93.86×51.30×1.30 inches)
Weight	33.3 kg (73.4 lb)
Glass	3.2 mm (0.13 inches), High Transmission, Tempered Glass
Encapsulant material	EVA
Backsheet	White
Frame	33mm(1.30 inches) Anodized Aluminium Alloy
J-Box	IP 68 rated
Cables	Photovoltaic Technology Cable 4.0mm² (0.006 inches²), Portrait: 350/280 mm(13.78/11.02 inches) Length can be customized
Connector	MC4 EVO2 / TS4 Plus/ TS4*

*Please refer to regional datasheet for specified connector.

TEMPERATURE RATINGS

NOCT (Nominal Operating Cell Temperature)	43°C (±2°C)
Temperature Coefficient of P_{MAX}	- 0.34%/°C
Temperature Coefficient of V_{OC}	- 0.25%/°C
Temperature Coefficient of I_{SC}	0.04%/°C

MAXIMUM RATINGS

Operational Temperature	-40~+85°C
Maximum System Voltage	1500V DC (IEC)
	1500V DC (UL)
Max Series Fuse Rating	30A

WARRANTY

12 year Product Workmanship Warranty

25 year Power Warranty

2% first year degradation

0.55% Annual Power Attenuation

(Please refer to product warranty for details)

PACKAGING CONFIGURATION

Modules per box: 33 pieces

Modules per 40' container: 594 pieces

الرابط الجديد
New Link
SOLAR PANELS

CAUTION: READ SAFETY AND INSTALLATION INSTRUCTIONS BEFORE USING THE PRODUCT.

Version number: TSM_EN_2023_A

www.newlink.sa

الرابط الجديد
New Link

N-type i-TOPCon bifacial dual glass

Monocrystalline module

PRODUCT: TSM-NEG21C.20

PRODUCT RANGE: 675-700W

700W	0~+5W	22.5%
MAXIMUM POWER OUTPUT	POSITIVE POWER TOLERANCE	MAXIMUM EFFICIENCY



High customer value

- The star of LCOE (Levelized Cost Of Energy) .Higher string power feature effectively reduces BOS (Balance of System)and LCOE
- More energy harvest with cutting-edge N-type i-TOPCon technology
- Designed for compatibility with existing mainstream system components

High power up to 700W

- Up to 22.5% module efficiency with high density interconnect technology
- SMBB (Super multi-busbar) technology for better light trapping effect, lower series resistance and improved current collection

High reliability

- Minimized micro-cracks with innovative non-destructive cutting technology
- Ensured PID resistance through cell process and module material control
- Resistant to harsh environments such as salt, ammonia, sand, high temperature and high humidity areas
- Mechanical performance up to 5400 Pa positive load and 2400 Pa negative load

High energy yield

- Excellent product bifaciality and low irradiation performance, validated by 3rd party
- Lower degradation: 1% first year, 0.4% annually thereafter
- Lower temperature coefficient (-0.30%)
- Up to 30% additional power gain from back side depending on albedo

Trina Solar's Vertex Bifacial Dual Glass Performance Warranty

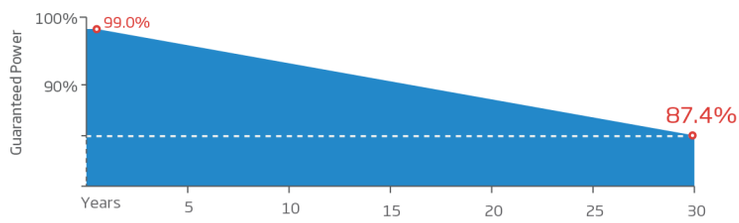

Comprehensive Products and System Certificates

IEC61215/IEC61730/IEC61701/IEC62716
ISO 9001: Quality Management System
ISO 14001: Environmental Management System
ISO14064: Greenhouse Gases Emissions Verification
ISO45001: Occupational Health and Safety Management System

الرابط الجديد
New Link
SOLAR PANELS

الرابط الجديد
New Link

N-type i-TOPCon bifacial dual glass Monocrystalline module

DIMENSIONS OF PV MODULE(mm)

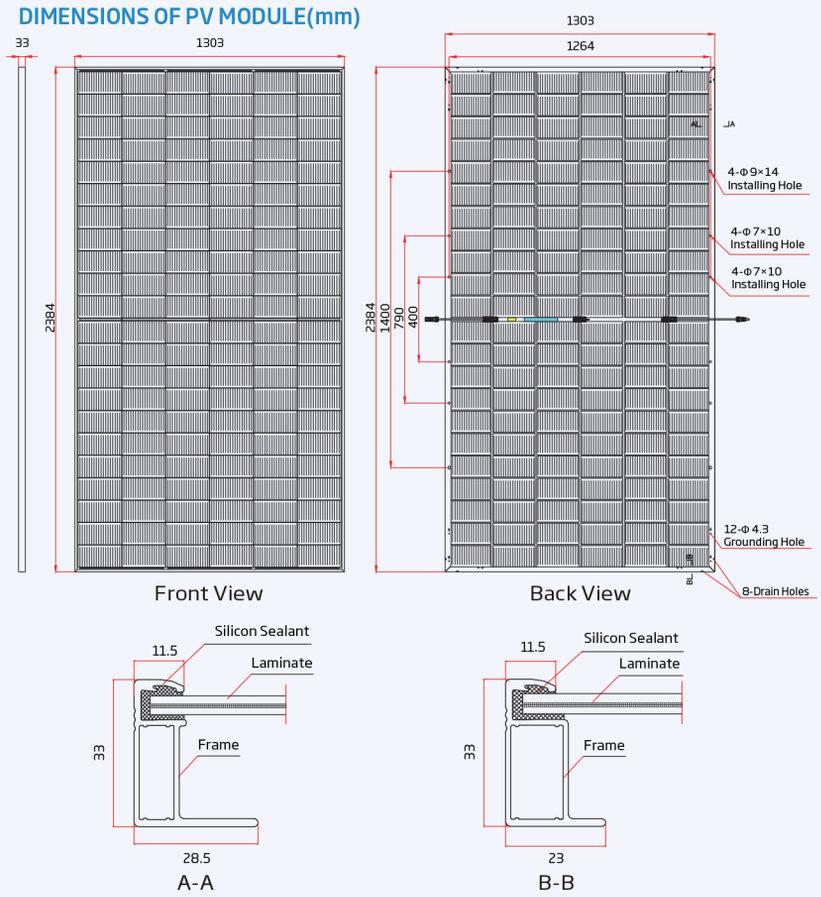

I-V CURVES OF PV MODULE(690W)

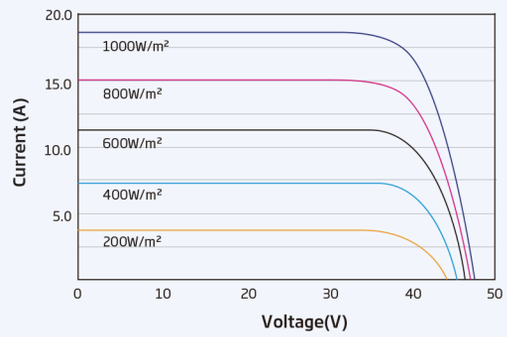

P-V CURVES OF PV MODULE(690 W)

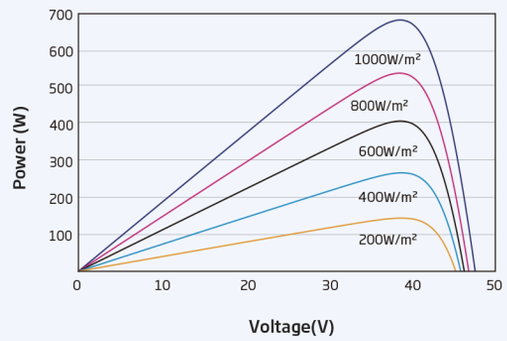

MECHANICAL DATA

Solar Cells	N-type Monocrystalline
No. of cells	132 cells
Module Dimensions	2384×1303×33 mm (93.86×51.30×1.30 inches)
Weight	38.3 kg (84.4 lb)
Front Glass	2.0 mm (0.08 inches), High Transmission, AR Coated Heat Strengthened Glass
Encapsulant material	POE/EVA
Back Glass	2.0 mm (0.08 inches), Heat Strengthened Glass (White Grid Glass)

Frame	33mm(1.30 inches) Anodized Aluminium Alloy
J-Box	IP 68 rated
Cables	Photovoltaic Technology Cable 4.0mm² (0.006 inches²) Portrait: 350/280 mm(13.78/11.02 inches) Length can be customized
Connector	MC4 EVO2 / TS4 PLUS / TS4*

*Please refer to regional datasheet for specified connector.

ELECTRICAL DATA (STC & NOCT)

Testing Condition	STC	NOCT	STC	NOCT	STC	NOCT	STC	NOCT	STC	NOCT	STC	NOCT
Peak Power Watts-PMAX (Wp)*	675	514	680	517	685	521	690	526	695	530	700	534
Power Tolerance-PMAX (W)	0 ~ +5											
Maximum Power Voltage-VMPP (V)	39.4	37.0	39.6	37.2	39.8	37.3	40.1	37.7	40.3	37.8	40.5	38.0
Maximum Power Current-IMPP (A)	17.12	13.89	17.16	13.91	17.19	13.94	17.23	13.96	17.25	14.02	17.29	14.05
Open Circuit Voltage-VOC (V)	47.2	44.7	47.4	44.9	47.7	45.2	47.9	45.4	48.3	45.8	48.6	46.0
Short Circuit Current-ISC (A)	18.14	14.62	18.18	14.65	18.21	14.67	18.25	14.71	18.28	14.73	18.32	14.76
Module Efficiency η m (%)	21.7		21.9		22.1		22.2		22.4		22.5	

STC: Irrdiance 1000W/m2, Cell Temperature 25°C, Air Mass AM1.5. NOCT: Irradiance at 800W/m², Ambient Temperature 20°C, Wind Speed 1m/s. *Measuring tolerance: ±3%.

Electrical characteristics with different power bin (reference to 5% & 10% backside power gain)

Backside Power Gain	5%	10%	5%	10%	5%	10%	5%	10%	5%	10%	5%	10%
Total Equivalent power -PMAX (Wp)	709	743	714	748	719	754	725	759	730	765	735	770
Maximum Power Voltage-VMPP (V)	39.4	39.4	39.6	39.6	39.8	39.8	40.1	40.1	40.3	40.3	40.5	40.5
Maximum Power Current-IMPP (A)	17.98	18.83	18.02	18.88	18.05	18.91	18.09	18.95	18.11	18.98	18.15	19.02
Open Circuit Voltage-VOC (V)	47.2	47.2	47.4	47.4	47.7	47.7	47.9	47.9	48.3	48.3	48.6	48.6
Short Circuit Current-ISC (A)	19.05	19.95	19.09	20.00	19.12	20.03	19.16	20.08	19.19	20.11	19.24	20.15

Power Bifaciality:80±5%.

TEMPERATURE RATINGS

NOCT (Nominal Operating Cell Temperature)	43°C (±2°C)
Temperature Coefficient of PMAX	- 0.30%/°C
Temperature Coefficient of VOC	- 0.24%/°C
Temperature Coefficient of ISC	0.04%/°C

MAXIMUM RATINGS

Operational Temperature	-40~+85° C
Maximum System Voltage	1500V DC (IEC) 1500V DC (UL)
Max Series Fuse Rating	35A

WARRANTY

12 year Product Workmanship Warranty

30 year Power Warranty

1% first year degradation

0.40% Annual Power Attenuation

(Please refer to product warranty for details)

PACKAGING CONFIGURATION

Modules per box: 33 pieces

Modules per 40' container: 594 pieces

الرابط الجديد
New Link
SOLAR PANELS

CAUTION: READ SAFETY AND INSTALLATION INSTRUCTIONS BEFORE USING THE PRODUCT.

Version number: TSM_EN_2023_C

www.newlink.sa

الرابط الجديد
New Link

BACKSHEET MONOCRYSTALLINE MODULE

PRODUCT: TSM-DE20

PRODUCT RANGE: 590-610W

610W
MAXIMUM POWER OUTPUT

0~+5W
POSITIVE POWER TOLERANCE

21.6%
MAXIMUM EFFICIENCY



High customer value

- Lower LCOE (Levelized Cost Of Energy), reduced BOS (Balance of System) cost, shorter payback time
- Lowest guaranteed first year and annual degradation;
- Designed for compatibility with existing mainstream system components

High power up to 610W

- Up to 21.6% module efficiency with high density interconnect technology
- Multi-busbar technology for better light trapping effect, lower series resistance and improved current collection

High reliability

- Minimized micro-cracks with innovative non-destructive cutting technology
- Ensured PID resistance through cell process and module material control
- Resistant to harsh environments such as salt, ammonia, sand
- Mechanical performance up to 5400 Pa positive load and 2400 Pa negative load

High energy yield

- Excellent IAM (Incident Angle Modifier) and low irradiation performance, validated by 3rd party certifications
- The unique design provides optimized energy production under inter-row shading conditions
- Lower temperature coefficient (-0.34%) and operating temperature

Trina Solar's Backsheet Performance Warranty

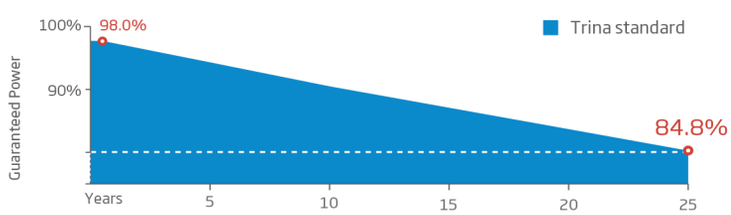

Comprehensive Products and System Certificates

IEC61215/IEC61730/IEC61701/IEC62716/UL61730
ISO 9001: Quality Management System
ISO 14001: Environmental Management System
ISO14064: Greenhouse Gases Emissions Verification
ISO45001: Occupational Health and Safety Management System

الرابط الجديد
New Link
SOLAR PANELS

الرابط الجديد
New Link

BACKSHEET MONOCRYSTALLINE MODULE

DIMENSIONS OF PV MODULE(mm)

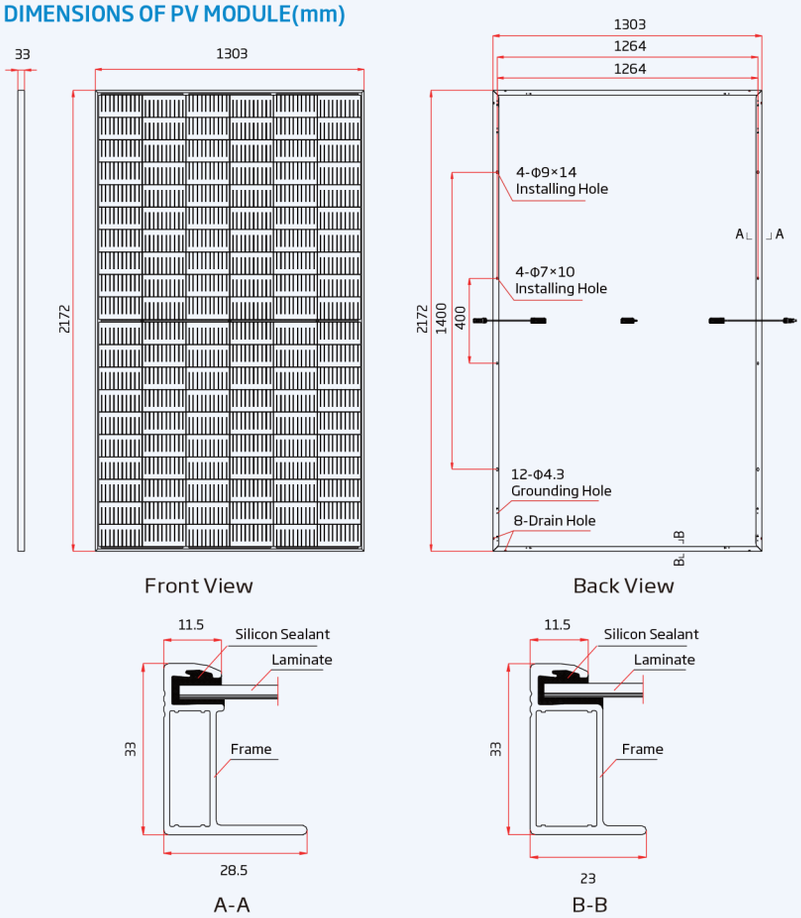

I-V CURVES OF PV MODULE(600 W)

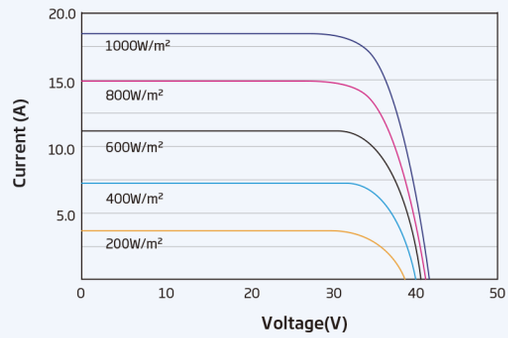

P-V CURVES OF PV MODULE(600W)

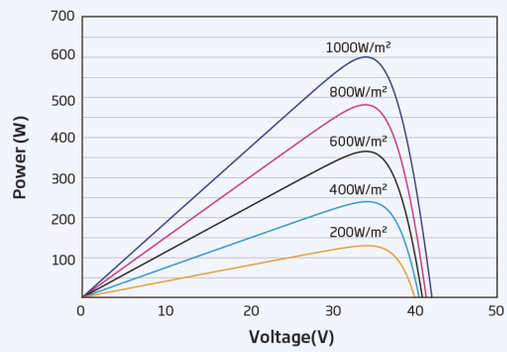

ELECTRICAL DATA (STC)

Peak Power Watts-PMAX (Wp)*	590	595	600	605	610
Power Tolerance-PMAX (W)			0 ~ +5		
Maximum Power Voltage-VMPP (V)	34.0	34.2	34.4	34.6	34.8
Maximum Power Current-IMPP (A)	17.35	17.40	17.44	17.49	17.53
Open Circuit Voltage-VOC (V)	41.1	41.3	41.5	41.7	41.9
Short Circuit Current-ISC (A)	18.42	18.47	18.52	18.57	18.62
Module Efficiency η m (%)	20.8	21.0	21.2	21.4	21.6

STC: Irrdiance 1000W/m2, Cell Temperature 25°C, Air Mass AM1.5. *Measuring tolerance: ±3%.

ELECTRICAL DATA (NOCT)

Maximum Power-PMAX (Wp)	447	451	454	458	461
Maximum Power Voltage-VMPP (V)	31.7	31.9	32.0	32.2	32.4
Maximum Power Current-IMPP (A)	14.09	14.13	14.18	14.22	14.25
Open Circuit Voltage-VOC (V)	38.7	38.9	39.1	39.3	39.5
Short Circuit Current-ISC (A)	14.85	14.88	14.92	14.96	15.00

NOCT: Irradiance at 800W/m², Ambient Temperature 20°C, Wind Speed 1m/s.

MECHANICAL DATA

Solar Cells	Monocrystalline
No. of cells	120 cells
Module Dimensions	2172×1303×33 mm (85.51×51.30×1.30 inches)
Weight	30.6 kg (67.5 lb)
Glass	3.2 mm (0.13 inches), High Transmission, AR Coated Heat Strengthened Glass
Encapsulant material	EVA/POE
Backsheet	White
Frame	33mm(1.30 inches) Anodized Aluminium Alloy
J-Box	IP 68 rated
Cables	Photovoltaic Technology Cable 4.0mm² (0.006 inches²), Portrait: 350/280 mm(13.78/11.02 inches) Length can be customized
Connector	MC4 EVO2 / TS4*

*Please refer to regional datasheet for specified connector.

TEMPERATURE RATINGS

NOCT(Nominal Operating Cell Temperature)	43°C (±2°C)
Temperature Coefficient of PMAX	- 0.34%/°C
Temperature Coefficient of VOC	- 0.25%/°C
Temperature Coefficient of ISC	0.04%/°C

MAXIMUMRATINGS

Operational Temperature	-40~+85°C
Maximum System Voltage	1500V DC (IEC)
	1500V DC (UL)
Max Series Fuse Rating	30A

WARRANTY

12 year Product Workmanship Warranty

25 year Power Warranty

2% first year degradation

0.55% Annual Power Attenuation

(Please refer to product warranty for details)

PACKAGING CONFIGUREATION

Modules per box: 33 pieces

Modules per 40' container: 594 pieces

الرابط الجديد
New Link
SOLAR PANELS

CAUTION: READ SAFETY AND INSTALLATION INSTRUCTIONS BEFORE USING THE PRODUCT.

Version number: TSM_EN_2022_B

www.newlink.sa

الرابط الجديد
New Link

BACKSHEET MONOCRYSTALLINE MODULE

PRODUCT: TSM-DE19R

PRODUCT RANGE: 565-585W

585W	0~+5W	21.6%
MAXIMUM POWER OUTPUT	POSITIVE POWER TOLERANCE	MAXIMUM EFFICIENCY



High customer value

- Lower LCOE (Levelized Cost Of Energy), reduced BOS (Balance of System) cost, shorter payback time
- Lower first year and annual degradation
- Designed for compatibility with existing mainstream system components
- Higher return on Investment

High power up to 585W

- Up to 21.6% module efficiency with high density interconnect technology
- Multi-busbar technology for better light trapping effect, lower series resistance and improved current collection

High reliability

- Minimized micro-cracks with innovative non-destructive cutting technology
- Ensured PID resistance through cell process and module material control
- Mechanical performance up to 5400 Pa positive load and 2400 Pa negative load

High energy yield

- Excellent IAM (Incident Angle Modifier) and low irradiation performance, validated by 3rd party certifications
- The unique design provides optimized energy production under inter-row shading conditions
- Lower temperature coefficient (-0.34%) and operating temperature

Trina Solar's Backsheet Performance Warranty

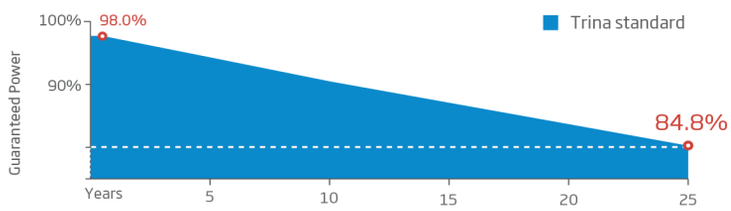

Comprehensive Products and System Certificates

IEC61215/IEC61730/IEC61701/IEC62716
ISO 9001: Quality Management System
ISO 14001: Environmental Management System
ISO14064: Greenhouse Gases Emissions Verification
ISO45001: Occupational Health and Safety Management System

الرابط الجديد
New Link
SOLAR PANELS

DIMENSIONS OF PV MODULE(mm)

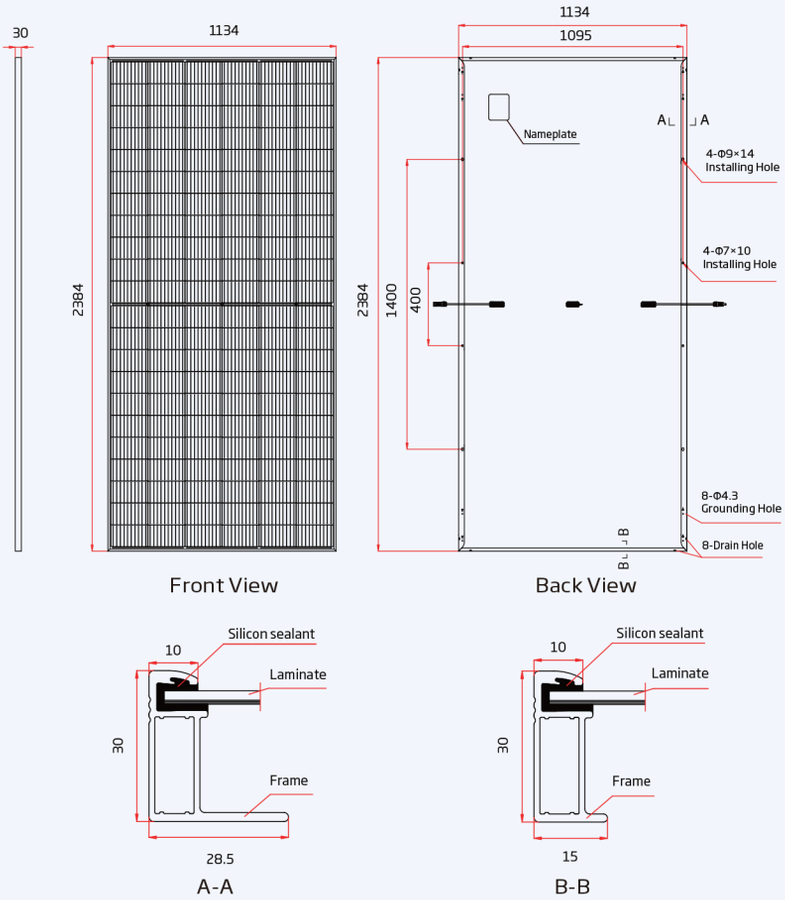

I-V CURVES OF PV MODULE(575 W)

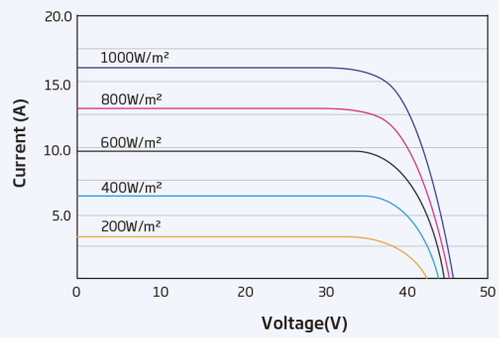

P-V CURVES OF PV MODULE(575W)

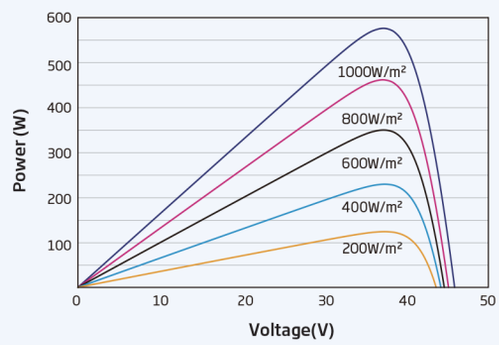

ELECTRICAL DATA (STC)

Peak Power Watts-P_{MAX} (Wp)*	565	570	575	580	585
Power Tolerance-P_{MAX} (W)			0 ~ +5		
Maximum Power Voltage-V_{MPP} (V)	38.3	38.5	38.8	39.0	39.3
Maximum Power Current-I_{MPP} (A)	14.76	14.79	14.83	14.86	14.90
Open Circuit Voltage-V_{OC} (V)	45.6	45.8	46.1	46.3	46.6
Short Circuit Current-I_{SC} (A)	15.81	15.85	15.90	15.94	15.99
Module Efficiency η m (%)	20.9	21.1	21.3	21.5	21.6

STC: Irrdiance 1000W/m2, Cell Temperature 25°C, Air Mass AM1.5. *Measuring tolerance: ±3%.

MECHANICAL DATA

Solar Cells	Monocrystalline
No. of cells	132 cells
Module Dimensions	2384×1134×30 mm (93.86×44.65×1.18 inches)
Weight	28. 8kg (63.49 lb)
Glass	3.2 mm (0.13 inches), High Transmission, Tempered Glass
Encapsulant material	EVA/POE
Backsheet	White
Frame	30mm(1.18 inches) Anodized Aluminium Alloy
J-Box	IP 68 rated
Cables	Photovoltaic Technology Cable 4.0mm² (0.006 inches²), Portrait: 350/280 mm(13.78/11.02 inches) Length can be customized
Connector	MC4 EVO2 / TS4 Plus/ TS4*

*Please refer to regional datasheet for specified connector.

ELECTRICAL DATA (NOCT)

Maximum Power-P_{MAX} (Wp)	428	431	435	439	443
Maximum Power Voltage-V_{MPP} (V)	35.3	35.5	35.8	35.9	36.2
Maximum Power Current-I_{MPP} (A)	12.10	12.13	12.17	12.20	12.24
Open Circuit Voltage-V_{OC} (V)	42.9	43.1	43.4	43.6	43.9
Short Circuit Current-I_{SC} (A)	12.74	12.77	12.81	12.84	12.88

NOCT: Irradiance at 800W/m², Ambient Temperature 20°C, Wind Speed 1m/s.

TEMPERATURE RATINGS

NOCT(Nominal Operating Cell Temperature)	43°C (±2°C)
Temperature Coefficient of P_{MAX}	- 0.34%/°C
Temperature Coefficient of V_{OC}	- 0.25%/°C
Temperature Coefficient of I_{SC}	0.04%/°C

MAXIMUM RATINGS

Operational Temperature	-40~+85°C
Maximum System Voltage	1500V DC (IEC)
Max Series Fuse Rating	30A

WARRANTY

12 year Product Workmanship Warranty
25 year Power Warranty
2% first year degradation
0.55% Annual Power Attenuation

(Please refer to product warranty for details)

PACKAGING CONFIGURATION

Modules per box: 36 pieces
Modules per 40' container: 720 pieces

CAUTION: READ SAFETY AND INSTALLATION INSTRUCTIONS BEFORE USING THE PRODUCT.

Version number: TSM_EN_2023_B

الرابط الجديد
New Link

N-type i-TOPCon bifacial dual glass

Monocrystalline module

PRODUCT: TSM-NEG19RC.20

POWER RANGE: 585-610W

610W	0~+5W	22.6%
MAXIMUM POWER OUTPUT	POSITIVE POWER TOLERANCE	MAXIMUM EFFICIENCY



High customer value

- Lower LCOE (Levelized Cost Of Energy), reduced BOS (Balance of System) cost, shorter payback time
- More energy harvest with cutting-edge N-type i-TOPCon technology
- Designed for compatibility with existing mainstream system components
- Higher container space utilization effectively reduces the freight cost

High power up to 610 W

- Up to 22.6% module efficiency with high density interconnect technology
- SMBB (Super multi-busbar)technology for better light trapping effect, lower series resistance and improved current collection

High reliability

- Minimized micro-cracks with innovative non-destructive cutting technology
- Ensured PID resistance through cell process and module material control
- Resistant to harsh environments such as salt, ammonia, sand, high temperature and high humidity areas
- Mechanical performance up to 5400 Pa positive load and 2400 Pa negative load

High energy yield

- Excellent IAM (Incident Angle Modifier) and low irradiation performance, validated by 3rd party certifications
- Lower degradation: 1% first year, 0.4% annually thereafter
- Lower temperature coefficient (-0.29%/°C)
- Up to 30% additional power gain from back side depending on albedo

Trina Solar's Vertex Bifacial Dual Glass Performance Warranty

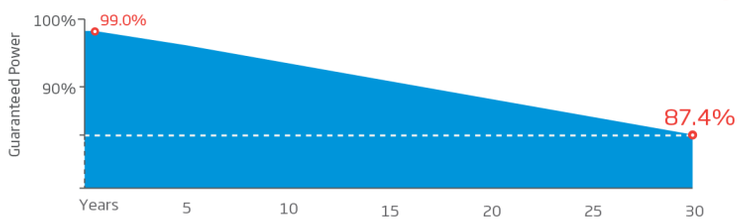

Comprehensive Products and System Certificates

IEC61215/IEC61730/IEC61701/IEC62716/UL61730
ISO 9001: Quality Management System
ISO 14001: Environmental Management System
ISO14064: Greenhouse Gases Emissions Verification
ISO45001: Occupational Health and Safety Management System

الرابط الجديد
New Link
SOLAR PANELS

الرابط الجديد
New Link

N-type i-TOPCon bifacial dual glass **Monocrystalline module**

DIMENSIONS OF PV MODULE(mm)

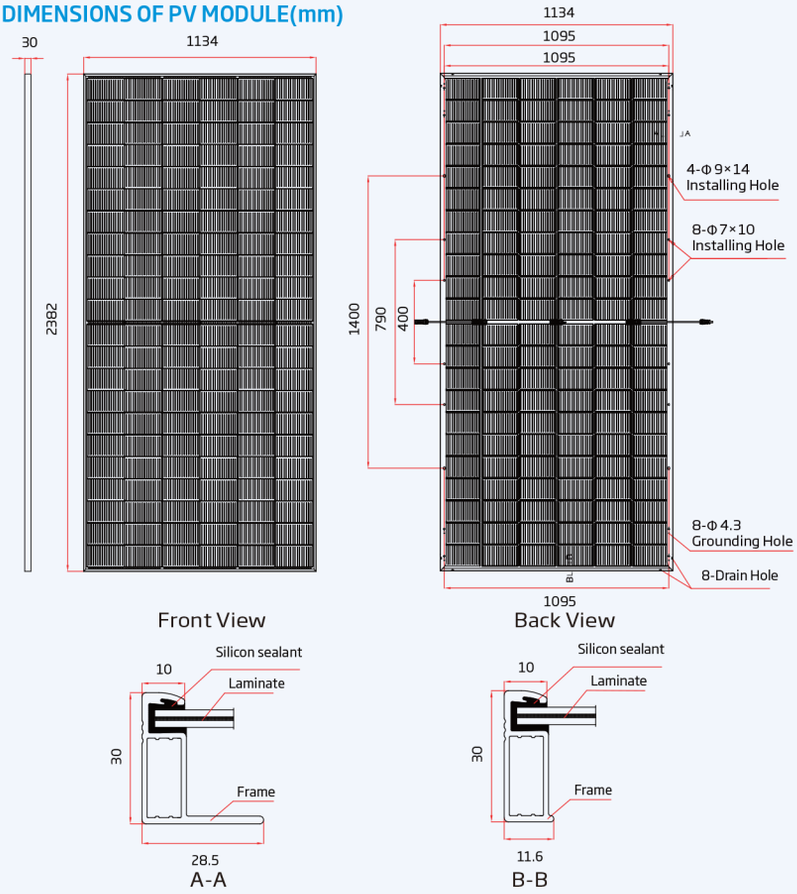

I-V CURVES OF PV MODULE (600 W)

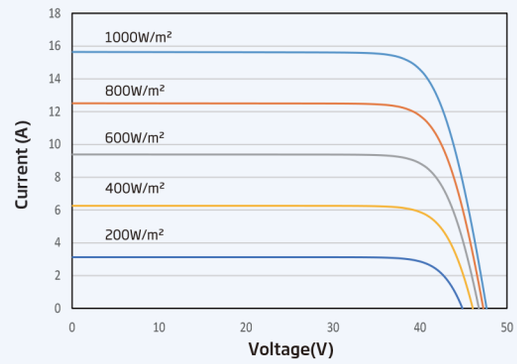

P-V CURVES OF PV MODULE (600 W)

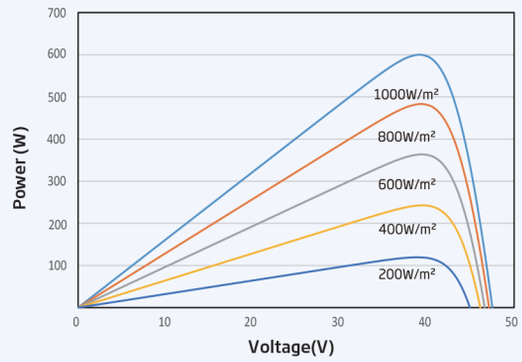

MECHANICAL DATA

Solar Cells	N-type Monocrystalline
No. of cells	132 cells
Module Dimensions	2382×1134×30 mm (93.78×44.65×1.18 inches)
Weight	33.7kg (74.3 lb)
Front Glass	2.0 mm (0.08 inches), High Transmission, AR Coated Heat Strengthened Glass
Encapsulant material	POE/EVA
Back Glass	2.0 mm (0.08 inches), Heat Strengthened Glass (White Grid Glass)

Frame	30mm(1.18 inches) Anodized Aluminium Alloy
J-Box	IP 68 rated
Cables	Photovoltaic Technology Cable 4.0mm² (0.006 inches²) Portrait: 350/280 mm(13.78/11.02 inches) Length can be customized
Connector	MC4 EVO2 / TS4 PLUS / TS4*

*Please refer to regional datasheet for specified connector.

ELECTRICAL DATA (STC & NOCT)

Testing Condition	STC	NOCT	STC	NOCT	STC	NOCT	STC	NOCT	STC	NOCT	STC	NOCT
Peak Power Watts-P_{MAX} (Wp)*	585	447	590	450	595	454	600	459	605	462	610	466
Power Tolerance-P_{MAX} (W)	0 ~ +5											
Maximum Power Voltage-V_{MPP} (V)	39.5	37.2	39.7	37.4	40.0	37.6	40.3	37.9	40.5	38.1	40.8	38.3
Maximum Power Current-I_{MPP} (A)	14.82	12.02	14.86	12.05	14.89	12.07	14.91	12.11	14.94	12.13	14.96	12.16
Open Circuit Voltage-V_{OC} (V)	47.5	45.1	47.8	45.4	48.1	45.7	48.4	46.0	48.7	46.2	49.0	46.5
Short Circuit Current-I_{SC} (A)	15.68	12.64	15.72	12.67	15.76	12.69	15.80	12.73	15.83	12.75	15.86	12.78
Module Efficiency η m (%)	21.7		21.8		22.0		22.2		22.4		22.6	

STC: Irrdiance 1000W/m2, Cell Temperature 25°C, Air Mass AM1.5. NOCT: Irradiance at 800W/m², Ambient Temperature 20°C, Wind Speed 1m/s. *Measuring tolerance: ±3%.

Electrical characteristics with different power bin (reference to 5% & 10% backside power gain)

Backside Power Gain	5%	10%	5%	10%	5%	10%	5%	10%	5%	10%	5%	10%
Total Equivalent power -P_{MAX} (Wp)	614	644	620	649	625	655	630	660	635	666	641	671
Maximum Power Voltage-V_{MPP} (V)	39.5	39.5	39.7	39.7	40.0	40.0	40.3	40.3	40.5	40.5	40.8	40.8
Maximum Power Current-I_{MPP} (A)	15.56	16.30	15.60	16.35	15.63	16.38	15.66	16.40	15.69	16.43	15.71	16.46
Open Circuit Voltage-V_{OC} (V)	47.5	47.5	47.8	47.8	48.1	48.1	48.4	48.4	48.7	48.7	49.0	49.0
Short Circuit Current-I_{SC} (A)	16.46	17.25	16.51	17.29	16.55	17.34	16.59	17.38	16.62	17.41	16.65	17.45

Power Bifaciality:80±5%.

TEMPERATURE RATINGS

NOCT (Nominal Operating Cell Temperature)	43°C (±2°C)
Temperature Coefficient of P_{MAX}	- 0.29%/°C
Temperature Coefficient of V_{OC}	- 0.24%/°C
Temperature Coefficient of I_{SC}	0.04%/°C

MAXIMUM RATINGS

Operational Temperature	-40~+85° C
Maximum System Voltage	1500V DC (IEC) 1500V DC (UL)
Max Series Fuse Rating	35A

WARRANTY

12 year Product Workmanship Warranty

30 year Power Warranty

1% first year degradation

0.40% Annual Power Attenuation

(Please refer to product warranty for details)

PACKAGING CONFIGURATION

Modules per box: 36 pieces

Modules per 40' container: 720 pieces

الرابط الجديد
New Link
SOLAR PANELS

CAUTION: READ SAFETY AND INSTALLATION INSTRUCTIONS BEFORE USING THE PRODUCT.

Version number: TSM_EN_2023_C

www.newlink.sa

الرابط الجديد
New Link

"Your Link to Quality "

VISION رؤيـــة
2030
المملكة العربية السعودية
KINGDOM OF SAUDI ARABIA

New Link Co.
Second Floor, Office 23
3120 Al Azizia Road
7754 Riyadh 14511, KSA

www.newlink.sa